

## Employment

### JOB GROWTH

Employment grew

**2.0%**

from 2017-2018




Employment grew

**20.4%**

from 2009-2018

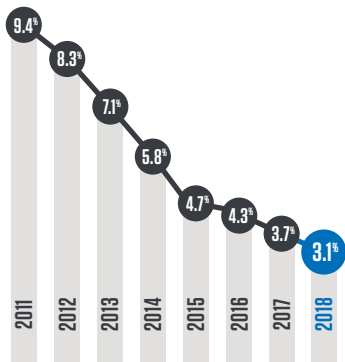
### POPULATION



**1.9%**

Average population  
increase per year  
from 2008-2017

### UNEMPLOYMENT



**3.1%**  
CARLSBAD 2018  
UNEMPLOYMENT RATE

Carlsbad's  
Unemployment Rate  
is at its lowest  
in ten years

Carlsbad's  
average annual  
unemployment  
rate in 2018 was:

**0.8%**

below the national  
average

**0.2%**

below San Diego  
County

**14,854**

Total population  
increase from  
2008-2017

## Innovation Economy

**828**

Patents issued to Carlsbad businesses in 2018



**9%**

increase in total patents issued to Carlsbad businesses in the last year



### Life Sciences

**300**

patents issued to Life Science businesses in 2018

**7%**

increase in patents issued from 2017-2018



### Information & Communications Technology



TOTAL PATENTS ISSUED FROM 2009-2018

**74%**

of the patents issued in the last 10 years were issued from 2014-2018



### Clean Technology

**85%**

of the patents issued in the last 10 years were issued from 2014-2018

**40%**

increase in patents from 2017 to 2018



### Action Sports

**211**

patents issued to Action Sports businesses in 2018

**57%**

of the patents issued in the last 10 years were issued from 2014-2018



**1000**



**16**

For every 1,000 workers nearly **16 patents** are produced

**16**

Carlsbad

**9**

San Jose

**5**

S.F.

In 2018, Carlsbad businesses were issued 1.8x more patents per 1,000 workers than San Jose and 3.2x more patents than San Francisco.

## Hi-Tech Industrial Clusters



### Life Sciences



### Action Sports



111

BUSINESSES



EMPLOYEES

6,366



16

BUSINESSES



EMPLOYEES

1,888



AVERAGE EARNINGS

\$130,258



AVERAGE EARNINGS

\$107,481



### Clean Technology



### Information & Communications Technology



20

BUSINESSES



EMPLOYEES

659



258

BUSINESSES



EMPLOYEES

8,862



AVERAGE EARNINGS

\$118,827



AVERAGE EARNINGS

\$132,250

### CALIFORNIA COMPETES TAX CREDIT



CALIFORNIA  
COMPETES  
TAX CREDIT

1,020

NET NEW JOBS  
TO CARLSBAD

\$14,035,000

TOTAL TAX CREDIT  
AMOUNT AWARDED

## Income

### PER CAPITA INCOME

**\$52,560**



2017 PER CAPITA INCOME (CARLSBAD)

**+\$21,383** MORE THAN NATIONAL AVERAGE

**+69%** ABOVE NATIONAL AVERAGE

**+\$18,210** MORE THAN SAN DIEGO COUNTY AVERAGE

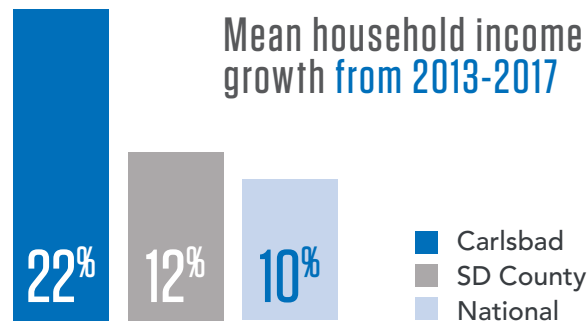
**+53%** ABOVE SAN DIEGO COUNTY AVERAGE

### MEAN HOUSEHOLD INCOME



**\$134,602**

MEAN HOUSEHOLD INCOME  
(average household wealth)



### MEDIAN HOUSEHOLD INCOME

**\$102,722** MEDIAN HOUSEHOLD INCOME

**+24%** INCREASE IN MEDIAN HOUSEHOLD INCOME SINCE 2012

## Real Estate

### RETAIL

**5,750,728** TOTAL INVENTORY (SQ. FT)



**377**

TOTAL NUMBER OF BUILDINGS



**2.6%**

VACANCY RATE

### INDUSTRIAL

**15,470,188** TOTAL INVENTORY (SQ. FT)



**494**

TOTAL NUMBER OF BUILDINGS



**10.6%**

VACANCY RATE

### OFFICE

**7,329,953** TOTAL INVENTORY (SQ. FT)



**334**

TOTAL NUMBER OF BUILDINGS



**17.0%**

VACANCY RATE

Sources: U.S. Census, U.S. Patent & Trademark Office, Bureau of Labor Statistics, BW Research, Costar Q4 2018.